

QUICK START GUIDE

**USER MANUAL**

PENTALOCK BIKE SECURITY SYSTEM



PENTALOCK BIKE SECURITY SYSTEM

**USER MANUAL**

QUICK START GUIDE




## **1. Unlocking/locking the bike.**

Press the keyfob once to lock/unlock.

The lock will emit a sound to indicate whether it has been locked or unlocked.

The alarm will activate or deactivate accordingly.



## **2. Unlocking without battery.**

Shake/tilt the bike until a single beep is emitted.

Then press the keyfob.

Once the battery has been mounted again, the lock will operate as usual.




### **3. Activating Transport Mode.**

Unlock the bike by pressing the keyfob.

Press and hold the keyfob for 3 seconds.

A beep will emit from the lock and the bike will be ready for transportation.

Transport Mode is automatically cancelled upon unlocking the bike.

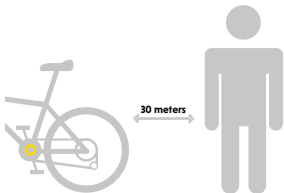


#### **4. Pairing a new keyfob.**

Press and hold the already-paired keyfob.

Hold for 6 seconds; after 3 seconds, Transport Mode activates. Keep holding until a constant beep emits to signal pairing is activated.

Press and hold the new keyfob until the LED lights up.



## 5. Auto-lock function.

The auto-lock function will automatically lock the bike if you forget to do so.

The bike will automatically lock after 60 seconds, provided the keyfob is not left within close proximity of the bike.

This function is intended as a back-up safety feature and should not be used as your primary method for locking the bike.



# PentaLock

**SECURE, INTEGRATED, CONVENIENT**

THE WORLD'S BEST AND FIRST INTEGRATED SMART  
E-BIKE SECURITY SYSTEM, PERFECT FOR PREVENTING  
BIKE THEFT AND ILLEGAL RESELLING OF YOUR PROPERTY.

**[pentalock.com](https://pentalock.com)**

